


SINGER
12W210

FORM 2377w
(336)
PRINTED IN U. S. A.

LIST OF PARTS



MACHINE No. 12w210

THE SINGER MANUFACTURING COMPANY

From the library of: Diamond Needle Corp

Copyright, U. S. A., 1922 and 1936
by The Singer Manufacturing Co.
All Rights Reserved for all Countries

INDEX

	Page
Accessories	12
Bobbin Winder	13
Machine No. 12w210	5
Numerical List of Parts	15
Starting Treadle	13

From the library of: Diana S. Needle Corp

INSTRUCTIONS FOR ORDERING

In ordering from this list, use **ONLY** the **PART** number in the **FIRST** column.

The number stamped on a Sewing Machine Part is the number of the Single Part only, except when the part includes Set Screws, Clamping Screws, Studs and Rollers Spun on, Small Wires riveted, or Parts soldered together, etc., which it is necessary to furnish in combination.

Every combination of parts sent out has its specific number which, although not stamped on Parts (except in above case), must be used when ordering the combination.

Each number always indicates the **SAME PART** in whatever list it appears, or for whatever Machine.

The letters after some of the numbers indicate the style of finish only, as follows:

- A. Hardened, Polished and Plated.
- B. Polished and Plated.
- C. Hardened only.
- D. Polished only.
- E. Soft, not polished.
- F. Hardened and Polished.
- H. Blued.
- J. Nickel Plated only.
- R. Merlized.
- Y. Black Nickel Plated only.

These letters **MUST BE USED** when they appear in the list and **AFTER** the number, as in the list.

In this series

200001 to 201500 and 350001 to 351500 are Screw Numbers.
201501 to 201800 and 351501 to 351800 are Nut Numbers.
201801 to 202000 and 351801 to 352000 are Roller Numbers.
202001 to 350000 are Numbers of Machine Parts.


The figures in the second column refer only to the plate in which the illustration of the part is shown and are **NOT TO BE USED** in ordering.

Two or more numbers over a cut indicate that the difference between such parts is not visible in an illustration.

Parts marked with an asterisk (*) are furnished only when repairs are made at the factory.

LIST OF PARTS COMPLETE

FOR



from the library of: Diamond Needle Corp

MACHINE No. 12w210

NARROW BED STOP MOTION NO FEED MOTION

SET TRANSVERSELY ON THE TABLE
FOR BASTING SHOULDERS ON COATS, TACKING COAT PADS
AND SIMILAR WORK

No.	Plate	Name
*207885	-----	Arm
204163	12792	" Cap
200278H	12784	" " Screw
202248	12784	" " Washer
204235	12784	" Position Pin (2)
200010E	12784	" Screw (3)
202005	12784	" " Washer (3)
207886	12786	" Shaft
204736	12792	" " Bushing (back)
200383C	12784	" " " Set Screw
207887	12792	" " " (front) with 202260

PARTS FOR MACHINE 12w210

No.	Plate	Name
202260	-----	Arm Shaft Bushing (front) Oil Packing (wick)
200502B	12784	Arm Shaft Bushing (front) Oil Packing Thumb Screw
200338C	12784	Arm Shaft Bushing (front) Set Screw
204706	12786	" " Connection with four 200054E (2)
200054E	12784	Arm Shaft Connection Screw
207833	12786	Balance Wheel (belt groove 2-3/4 in. diam.)
200776D	12791	Balance Wheel Adjusting Screw
207834	-----	Balance Wheel complete, Nos. 204741, 207833, 223002, 235328, 235396, three each 200233C, 204744 and four 200567H
*207910	-----	Bed with 203376, 204245, 204393 and two 200516E
207911	-----	Bed Base with two 207913
203184	12792	" Clamp
200262H	12791	" " Hinge Screw
202622	12791	" " Packing Washer
200728B	12791	" " Thumb Screw
203185	12791	" " Washer
207912	12794	" End Cover
207913	12791	" " " Pin
202618	12794	" Hinge
200030H	12791	" " Screw (6)
206105	12797	" Slide (back)
206076	12784	Bobbin
208382	12784	" Case with 204181
204181	12784	" " Position Finger
204531	12784	" " Tension Spring
200598C	12784	" " " Adjusting Screw
200592C	12784	" " " Screw
208383	-----	Bobbin Case complete, Nos. 200592C, 200598C, 204531 and 208382
207814	-----	Face Plate with 200366H, 202087, 202090, 204185, 204281, 204730, two each 200368H and 200397H
200053C	12784	Face Plate Screw
204185	12784	" " Thread Guide
200397H	12791	" " " Set Screw
207815	12794	Face Plate complete, Nos. 200577H, 204059, 204272, 204731, 204795, 207812 to 207814 two each 200118F and 200309E
204216	12791	Hook (sewing) with 204217
204217	12791	" Bobbin Case Stud
204218	12792	" Bracket with 200379C and three 204234
204219	-----	Hook Bracket 204218 with 204226

PARTS FOR MACHINE 12w210

No.	Plate	Name
207820	-----	Hook Bracket 204219 with 204224, 204225, 204229, 204539, two each 204223 and 204231
200379C	12791	Hook Bracket Adjusting Screw (lower)
200334C	12784	" " " " (upper)
204539	12784	" " Bobbin Case Stop (hinged)
204223	12791	" " " " " Hinge Pin
204224	12791	" " " " " Latch
204223	12791	" " " " " " Hinge Pin
204225	12791	Hook Bracket Bobbin Case Stop Latch Spring
200562C	12791	Hook Bracket Screw (lower)
200564C	12791	" " " (upper)
207821	-----	Hook Bracket complete, Nos. 204216 and 207820
204239	12791	Hook Driver with 204242 and 204243
204393	12784	" " Bushing
208246	-----	" " Crank
204240	12793	" " " 208246 with 200378C, 200662C, 201530E and two 200348C
204241	12784	Hook Driver Crank Link
200669C	12793	" " " " Stud
201530E	12791	" " " " " Nut
200348C	12793	" " " Set Screw (long)
200378C	12784	" " " " " (short)
200662C	12793	" " " Stud
201530E	12791	" " " " Nut
204243	12793	" " Pin
204242	12793	" " Washer
207889	12786	" Driving Shaft
204245	12797	" " " Bearing
202126	12784	" " " Position Pin
200516E	12784	" " " Screw
204246	12784	" " " Collar with two 200383C
200383C	12784	Hook Driving Shaft Collar Set Screw
204201	12792	" " " Crank with 200335C, 200431C, 200669C and 201530E
200431C	12784	Hook Driving Shaft Crank Position Screw
200335C	12793	" " " " Set Screw
204226	12792	" Race, .156 in. thick, 1.906 in. diameter
204229	12792	Hook Race Cap (iron)
204230	12793	" " " Spring
204231	-----	" " " " 204230 with 200792E
200792E	12793	" " " " Screw
204234	12793	" " Position Pin
235328	12786	Machine Driving Friction (leather)
204741	12786	" " " Clamp

PARTS FOR MACHINE 12w210

No.	Plate	Name
204742	12792	Machine Driving Friction Clamp Operating Washer
204743	12786	Machine Driving Friction Clamp Operating Washer Incline Lever
200233C	12793	Machine Driving Friction Clamp Screw
204744	12793	" " " " Spring
235396	12786	" " " Position Plate
200567H	12784	" " " " " "
		Screw
204745	12786	Machine Incline Lever with 201230E and 201537E
207890	12786	Machine Incline Lever Bearing with 200383C and 204736
200565E	12784	Machine Incline Lever Bearing Screw (3)
201230E	12787	" " " Position Screw
201537E	12793	" " " " " "
		Check Nut
201072D	12787	Machine Incline Lever Screw
202622	12791	" " " " Washer
223001	12797	" Starting Lever
200219D	12793	" " " Hinge Screw
200335C	12793	" " " " " Set
		Screw
223002	12786	Machine Stop Cam with 200328C, 200335C, 200370C, 204747 and 206427
204747	-----	Machine Stop Cam Friction Ring (leather)
206427	12787	" " " " Position
		Pin
200328C	12793	Machine Stop Cam Position Screw
200370C	12787	" " " " Check
		Screw
200335C	12793	Machine Stop Cam Set Screw
223013	12787	" " " Slide
200249F	12793	" " " Hinge Screw
201525E	12793	" " " " Nut
223015	12797	" " " Lever
223016	-----	" " " " 223015 with 200122H, 200249F, 200991F, 201822, 223013, 223014 and two 201525E
200258D	12793	Machine Stop Cam Slide Lever Hinge Screw
201522E	12787	" " " " " "
		Nut
201822	12793	Machine Stop Cam Slide Lever Roller
200991F	12787	" " " " Screw
		Stud
201525E	12793	Machine Stop Cam Slide Lever Roller Screw Stud Nut
223014	12787	Machine Stop Cam Slide Spring
200122H	12787	" " " " Screw

PARTS FOR MACHINE 12w210

No.	Plate	Name
223017	-----	Machine Stop Motion complete, Nos. 200219D, 200258D, 200776D, 201072D, 201522E, 202622, 204742, 204743, 204745, 207834, 223001 and 223016
207837	12792	Needle Bar (hollow) with 207840
204717	12787	" " Connecting Link
200658C	12787	" " " " Hinge Screw
		Stud
200346C	12787	Needle Bar Connecting Link Hinge Screw Stud Set Screw
204479	12787	Needle Bar Connecting Link Hinge Screw Stud Set Screw Packing (brass)
204249	12787	Needle Bar Connecting Stud with 200072C and 202277
202277	-----	Needle Bar Connecting Stud Oil Packing (wick)
200072C	12787	Needle Bar Connecting Stud Pinch Screw
207835	12787	" " Guard
204326	-----	" " Packing Cord (2)
200504E	12787	" " Screw Bushing (lower)
*207840	-----	" Clamp with 200420F
200420F	12793	" " Set Screw
204757	12786	" Stripper Bar with 204758 and two 200610F
204758	12787	Needle Stripper Bar Position Guide
200610F	12793	" " " " Screw
200846E	12793	" " " Screw Bushing
204759	12792	" " " Spring
204334	12793	" " " Seat
201608B	12787	" " " Thumb Nut
201540E	12793	" " " Check Nut
206482	12787	" " " Washer
207839	-----	Needle Bar and Stripper complete, Nos. 200846E, 201540E, 201608B, 204334, 204757, 204759, 206482 and 207837
202068	12797	Spool Holder Base
200575H	12787	" " " Screw
204296	12797	" " Wire
200079H	12787	" " Hinge Screw
204297	12797	Spool Holder complete, Nos. 200079H, 202068 and 204296
204722	12786	Take-up Cam with 200335C, 200346C, 200383C, 200430C, 200658C and 204479
200430C	12787	Take-up Cam Position Screw
200383C	12784	" " " Check Screw
200335C	12793	" " Set Screw
204262	12795	" Lever
208372	-----	" " 204262 with 204723
204723	12795	" " Bearing with 204264
204264	12795	" " Position Pin

PARTS FOR MACHINE 12w210

No.	Plate	Name
200042F	12795	Take-up Lever Bearing Screw
201816	12795	" " Roller
213816	-----	Take-up Lever complete, Nos. 200042F, 201816 and 208372
244048	12795	Tension Disc
202090	12795	" " Position Pin
207812	12795	" Release Lever
207813	12792	" " Operating Lever (adjustable)
200118F	12795	Tension Release Lever Operating Lever Screw
200309E	12795	Tension Release Lever Screw
202075	12795	" " Plunger
202407	12795	" Spring
200632B	12795	" Stud
200397H	12791	" " Set Screw
201572B	12795	" Thumb Nut
204271	12795	" Washer
204272	-----	Tension complete, Nos. 200632B, 201572B, 202075, 202407, 204271 and two 244048
204274	12795	Thread Controller Plate
200577H	12795	" " " Screw
202098	12795	" " Roller
204275	12795	" " Guard
202084	12795	" " Washer
200300C	12795	" " Screw
204726	12795	" Spring
204333	12795	" Guard
200581H	12795	" " Screw
202087	12795	" Stop
204795	12796	" Stud with 204925
200368H	12796	" " Set Screw
204925	12796	" " Washer
204730	12796	" " Thread Guard
200368H	12796	" " Set Screw
205987	12795	Thread Controller complete, Nos. 200300C, 200581H, 202084, 202098, 204274, 204275 and 204333
204731	-----	Thread Controller and Spring complete, Nos. 204726 and 205987
202413	12796	Thread Guide
204281	12796	" Retainer Guide Wire
202091	12796	" Sleeve
202092	12796	" Spring
204058	12796	" Stud
200366H	12796	" " Set Screw
204059	-----	Thread Retainer complete, Nos. 202091, 202092 and 204058
207914	12796	Throat Plate, 46 needle hole, for needle sizes 16 and 18

PARTS FOR MACHINE 12w210

No.	Plate	Name
203376	12796	Throat Plate Position Pin
200577H	12795	" " Screw

Genuine Singer Needles should be used in Singer Machines. These Needles and their Containers are marked with the Company's Trade Mark "SIMANCO." 1

Needles in Containers marked "For Singer Machines" are not Singer made needles. 2

ACCESSORIES

No.	Plate	Name
206076	12784	Bobbin (5)
*225482	-----	" Case Screw Driver Blade
*225483	-----	" " " " Handle
225497	14154	Bobbin Case Screw Driver complete, Nos. 225482 and 225483
129 x 1	-----	Needles, six, size 22
51078	12796	Machine Bolt (4)
6055	12796	" " Washer (4)
41401	14154	" Rest Pin (wood)
120342	14154	Oiler (copper plated) with 120343
120343	14154	" Spout (3-1/2 in. long)
*225484	-----	Screw Driver Blade
*225485	-----	" " Handle
225498	14154	Screw Driver complete (7-1/4 in. long), Nos. 225484 and 225485
225554	14154	Wrench (steel)

BOBBIN WINDER

Swing Automatic, Right Hand

225344	12797	Base with 27916, 200065E and two 28084
27916	12798	Brake (leather)
28084	12798	" Rivet
249715	12797	Frame
50356D	12796	" Hinge Screw
1620J	12796	" " " Nut
249716	12796	" Spring
27918	12794	Pulley
225345	12797	Spindle
225346	12797	Stop Latch
35D	12796	" " Hinge Screw
225347	12797	Tension Bracket with 200097C
213706	12796	" " Thread Guide
200097C	12798	" " Set Screw
225348	12797	" " Rod
200065C	12798	" " Set Screw
2455	12798	" Disc
1562J	12798	" Regulating Thumb Nut
418D	12798	" Screw Stud
10141	12798	" Spring

No.	Plate	Name
5989	-----	Bobbin Winder Tension complete, Nos. 418D, 1562J, 10141 and two 2455
225349	-----	Bobbin Winder complete, Nos. 35D, 1620J, 5989, 27918, 50356D, 213706, 225344 to 225348, 249715, 249716 and two wood screws 1-1/4 in., No. 12, R.H.B.

STARTING TREADLE

126036	12794	Treadle
228304	-----	" 126036 with 2718R, 50581B and 228406
228406	12794	Treadle Extension
50581B	12798	" " Screw
2718R	12798	" " Washer
228305	-----	Treadle complete, Nos. 228304 and two 206386
228306	-----	Treadle and Pitman complete, Nos. 227957 and 228305
204696	12798	Treadle Lifting Spring
204697	12798	" " Hook (bench)
204698	12794	" Pitman Rod (upper) with 202302
227956	12794	" " (lower)
204126	12798	" " Clamp with two 200530C
200530C	12798	Treadle Pitman Rod Clamp Set Screw
202302	12796	" " Cotter Pin
227957	-----	Starting Treadle Pitman complete, Nos. 204696 to 204698, 227956 and two 204126
206386	12794	Treadle Stand (left or right) with two wood screws 1 in., No. 12

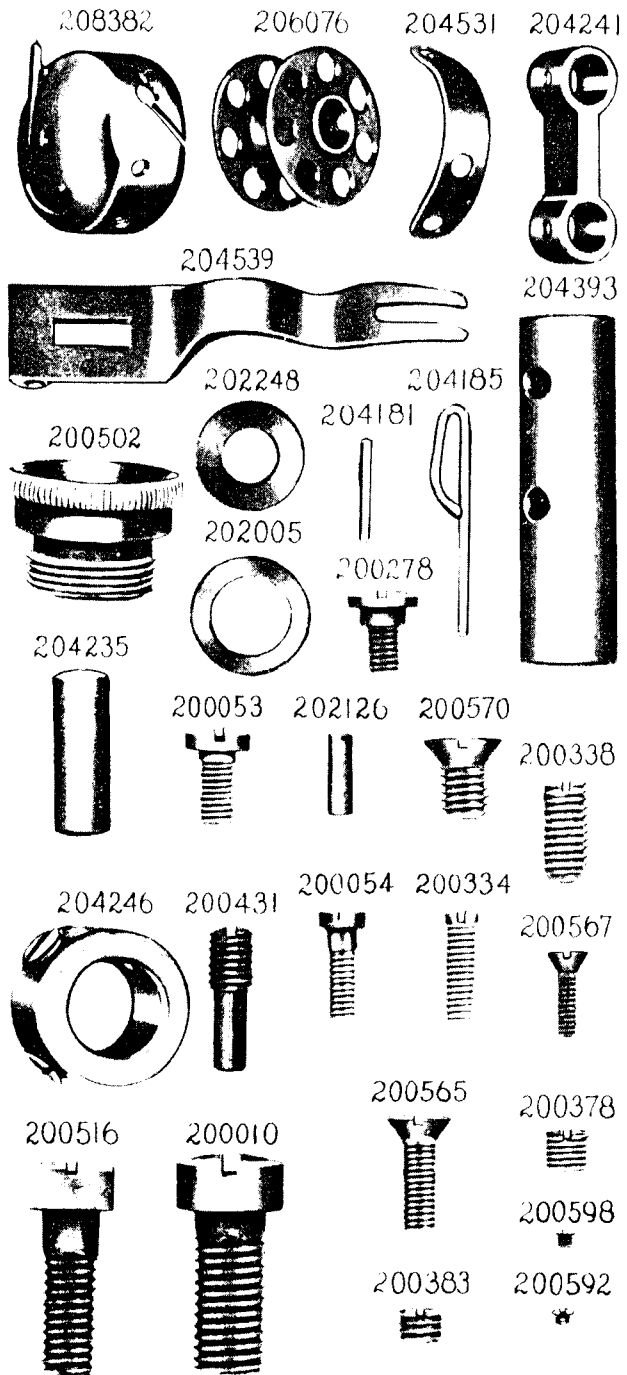
Genuine Singer Needles should be used in Singer Machines. These Needles and their Containers are marked with the Company's Trade Mark "SIMANCO." 1

Needles in Containers marked "For Singer Machines" are not Singer made needles. 2

PLATE 12784—FULL SIZE

Genuine Singer Needles should be used
in Singer Machines.
These Needles and their Containers
are marked with the
Company's Trade Mark "SIMANCO." 1

Needles in Containers marked
"For Singer Machines"
are not Singer made needles. 2



From the library of: Diamond Needle Corp

PLATE 12786—ONE-FOURTH SIZE

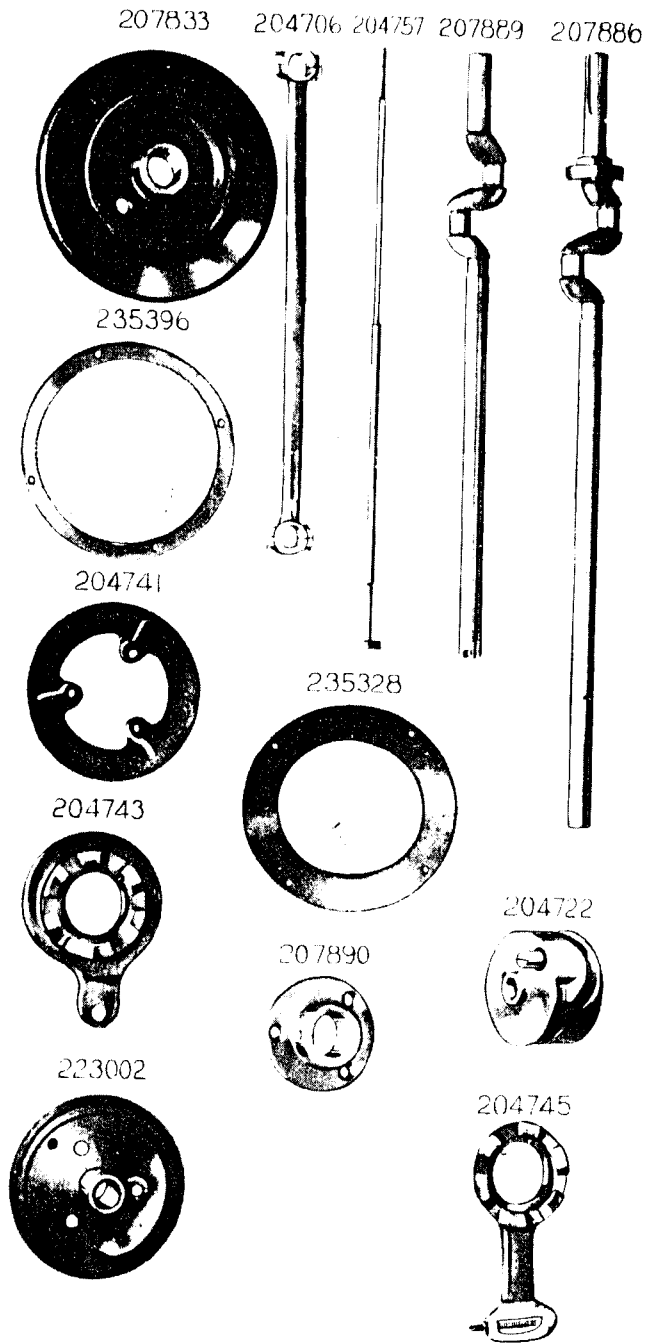
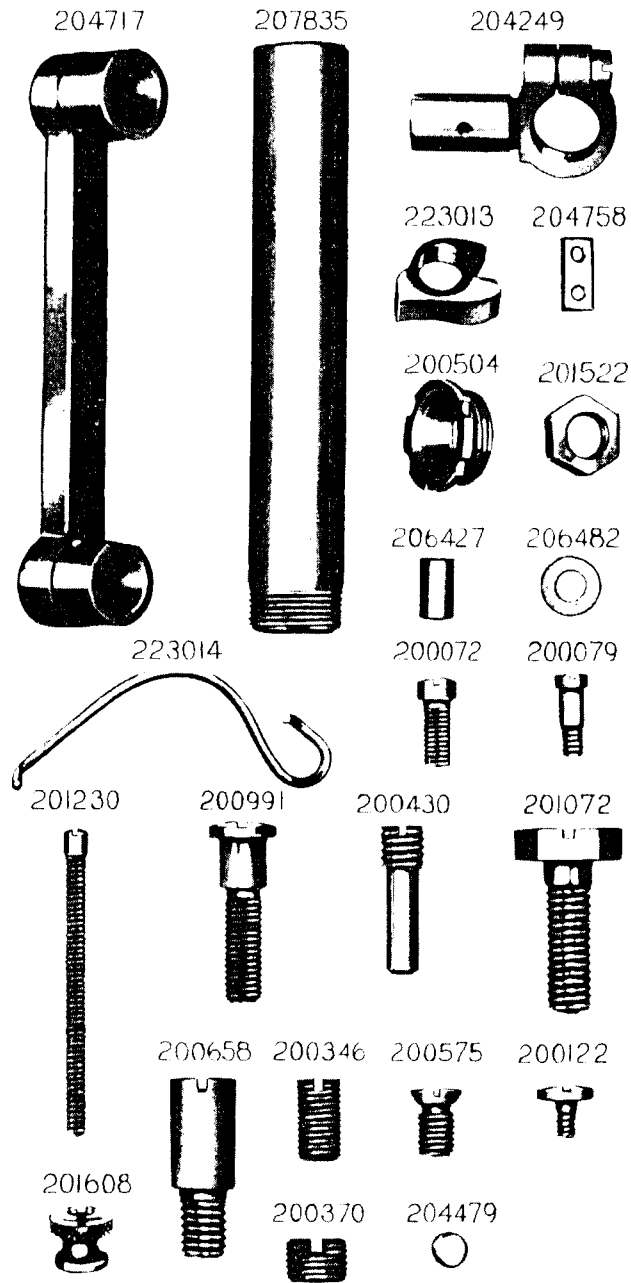


PLATE 12787—FULL SIZE



From the library of: Diamond Needle Corp

PLATE 12791 - FULL SIZE

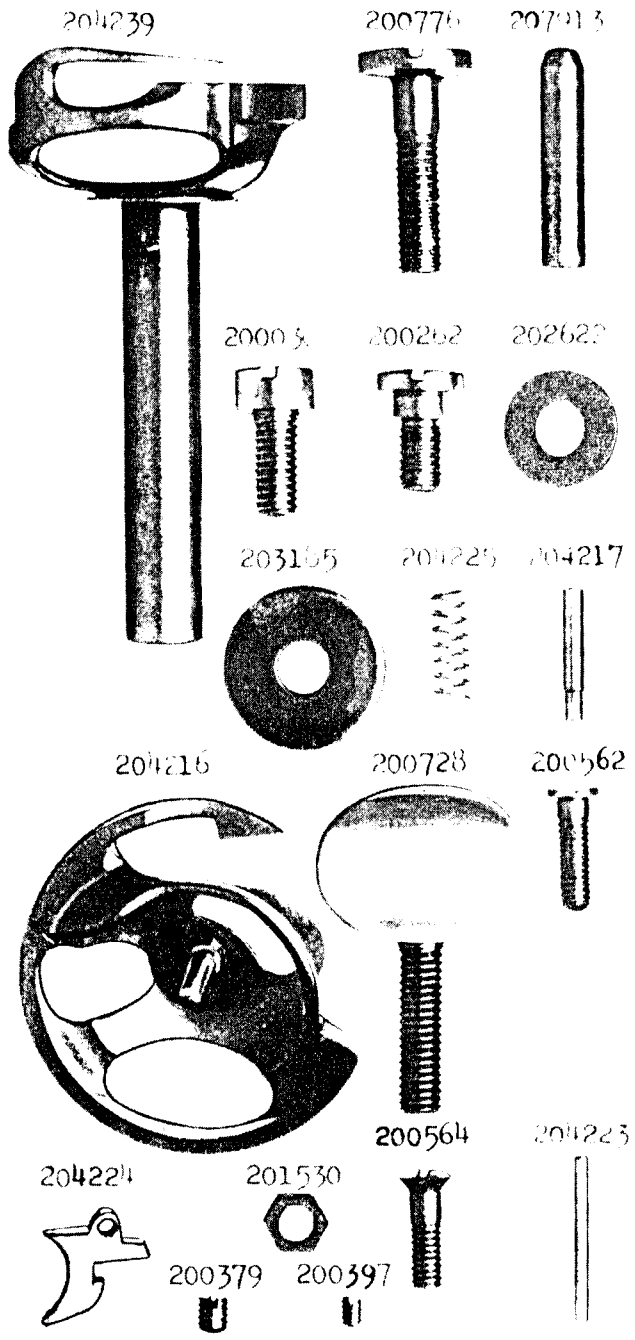
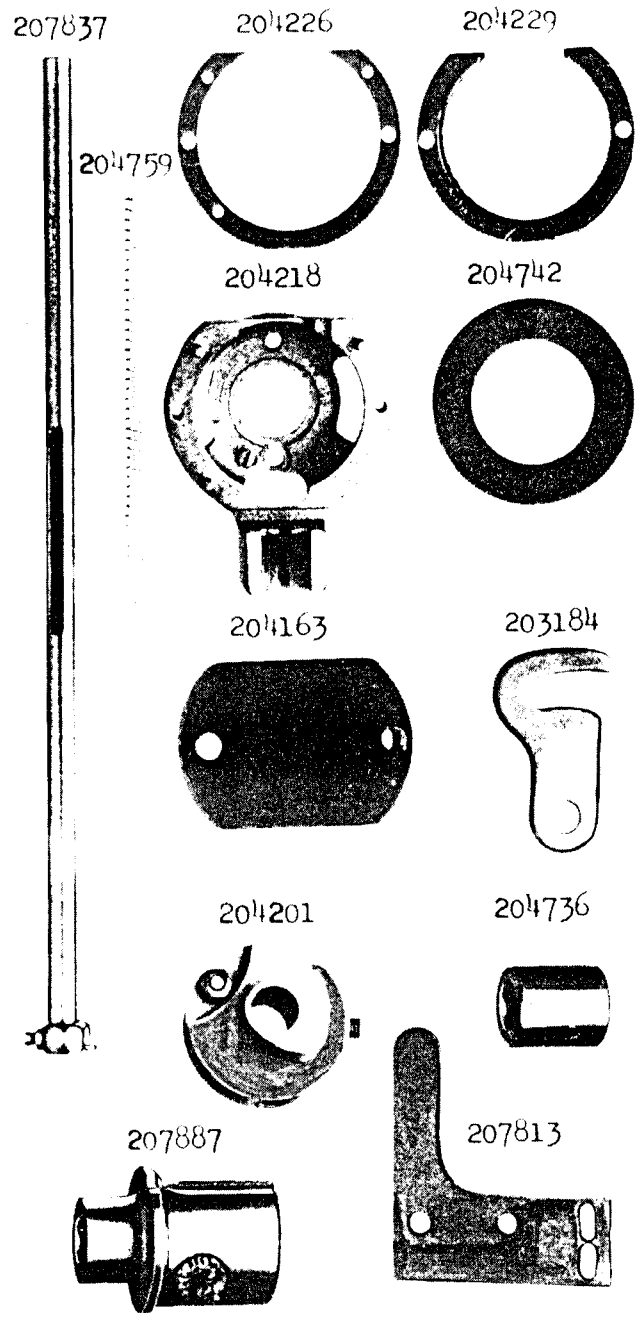


PLATE 12792 - ONE-HALF SIZE



From the library of: Diamond Needle Corp

PLATE 12793 - FULL SIZE

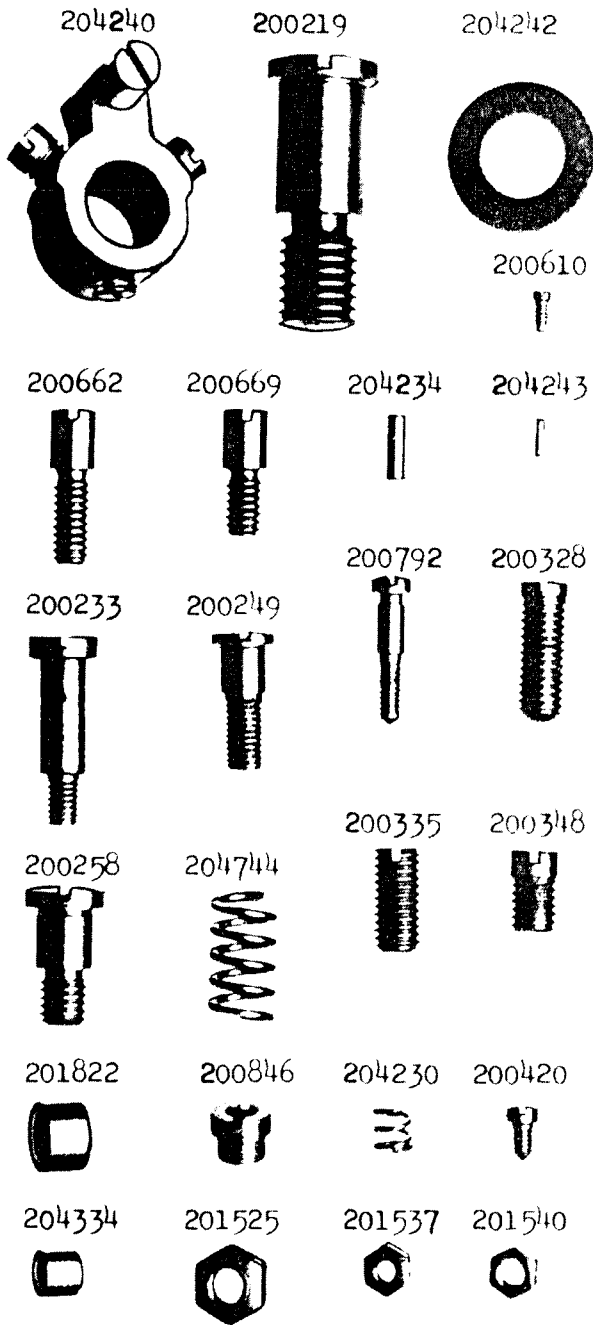


PLATE 12794 - ONE-FOURTH SIZE

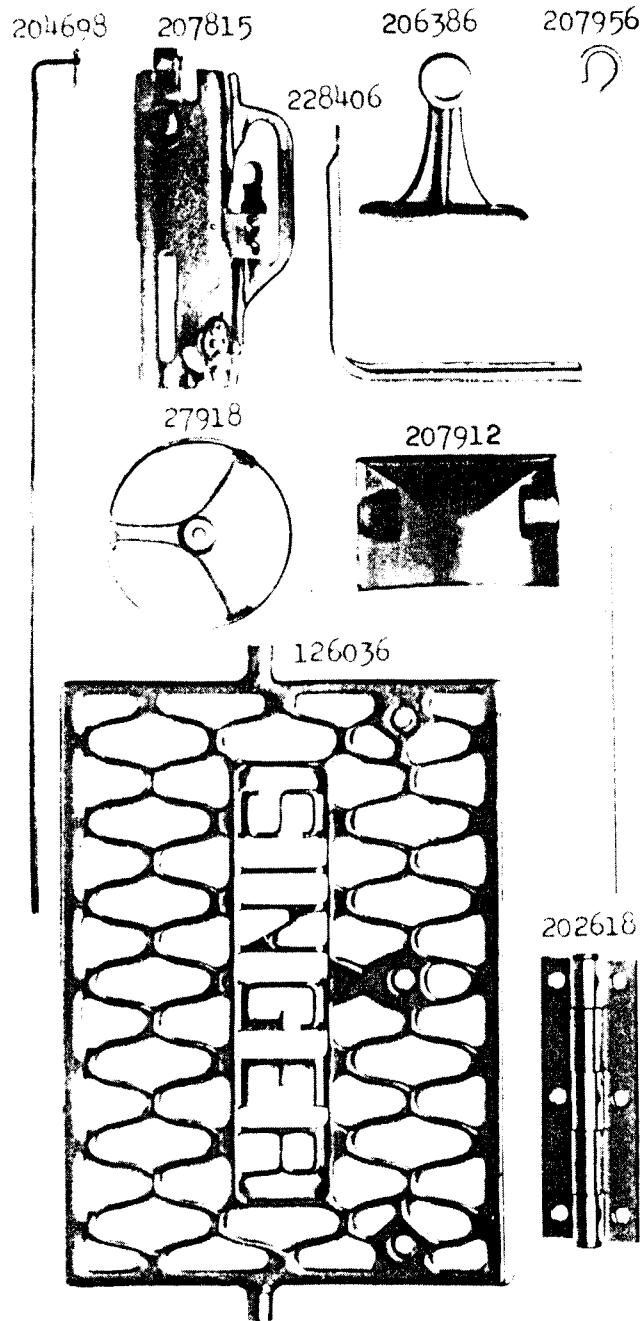


PLATE 12795 - FULL SIZE

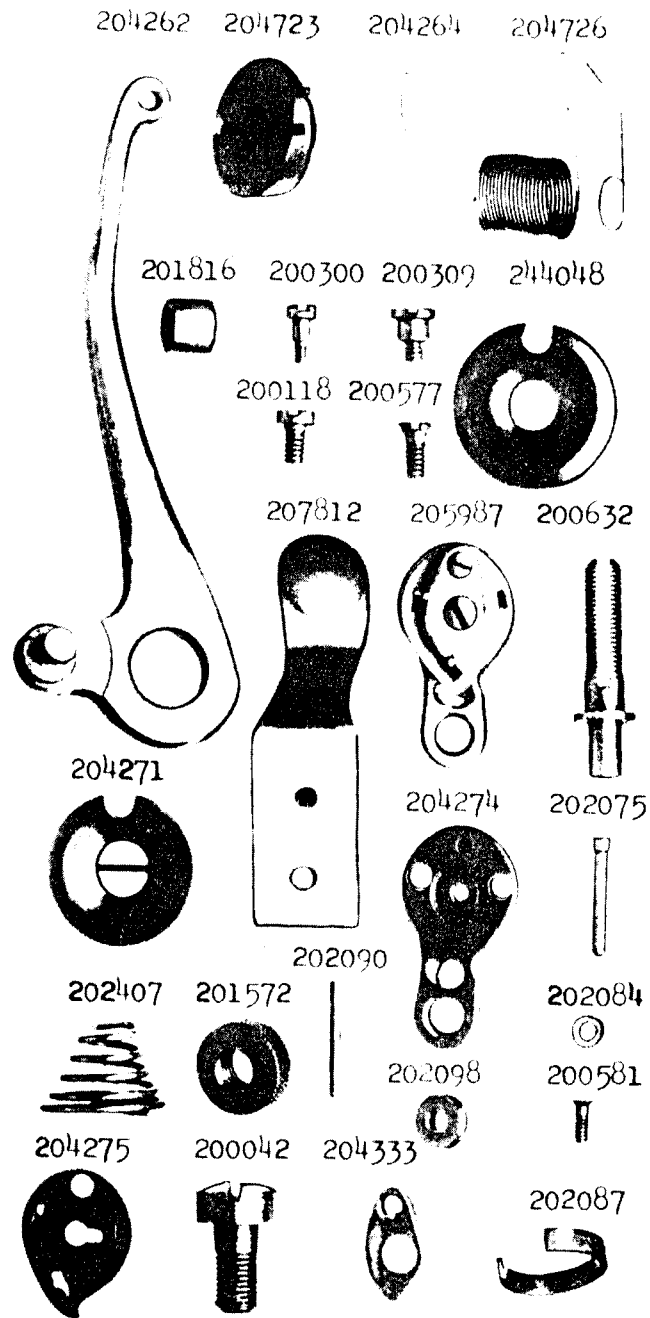


PLATE 12796 - FULL SIZE

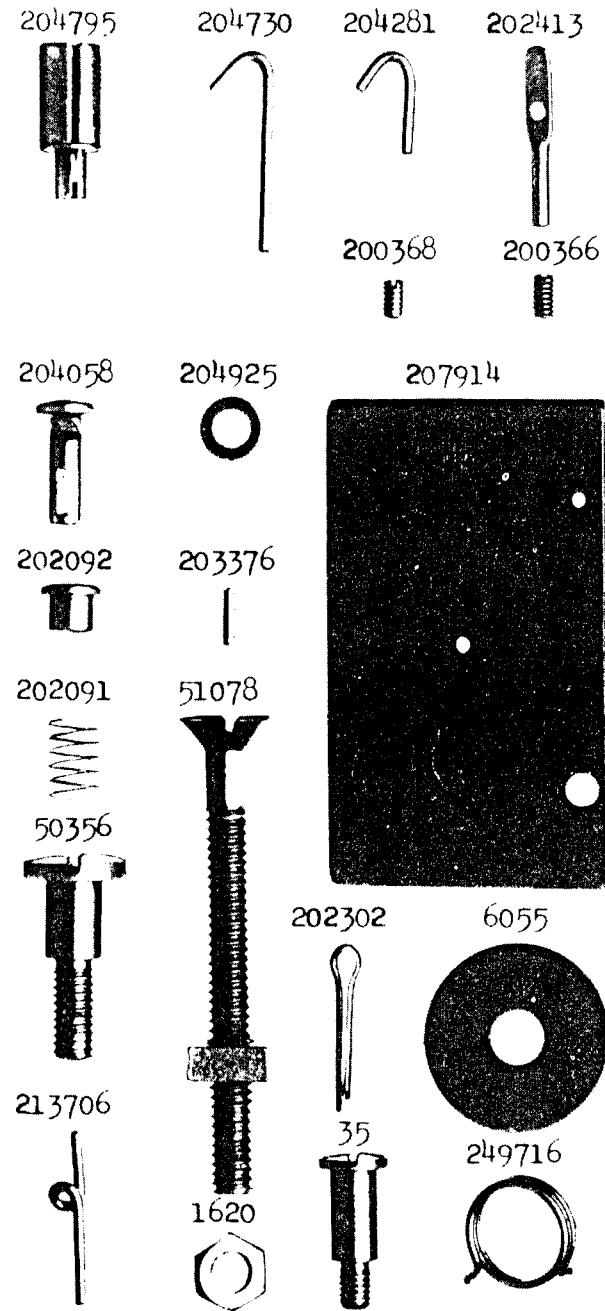


PLATE 12797 — ONE-HALF SIZE


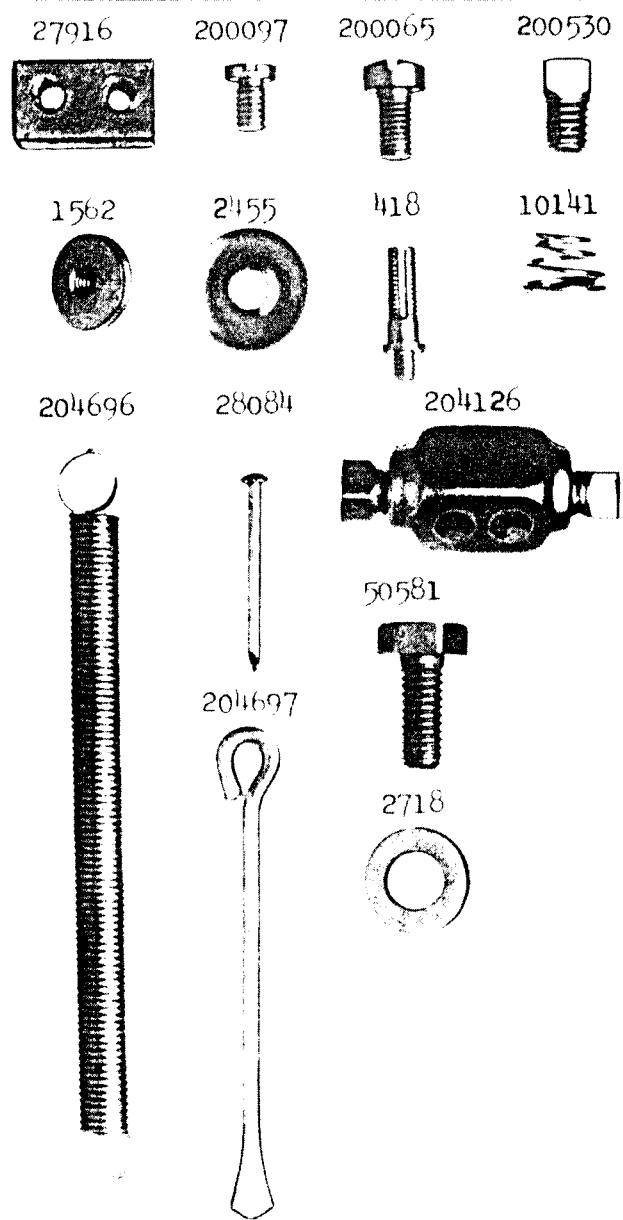


PLATE 12798 — FULL SIZE



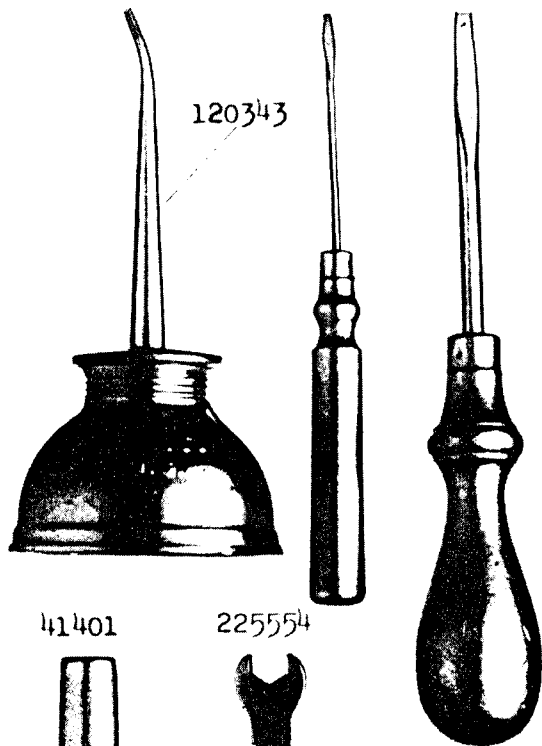
From the library of: Diamond Needle Corp

PLATE 14154 - ONE-HALF SIZE

120342


225497

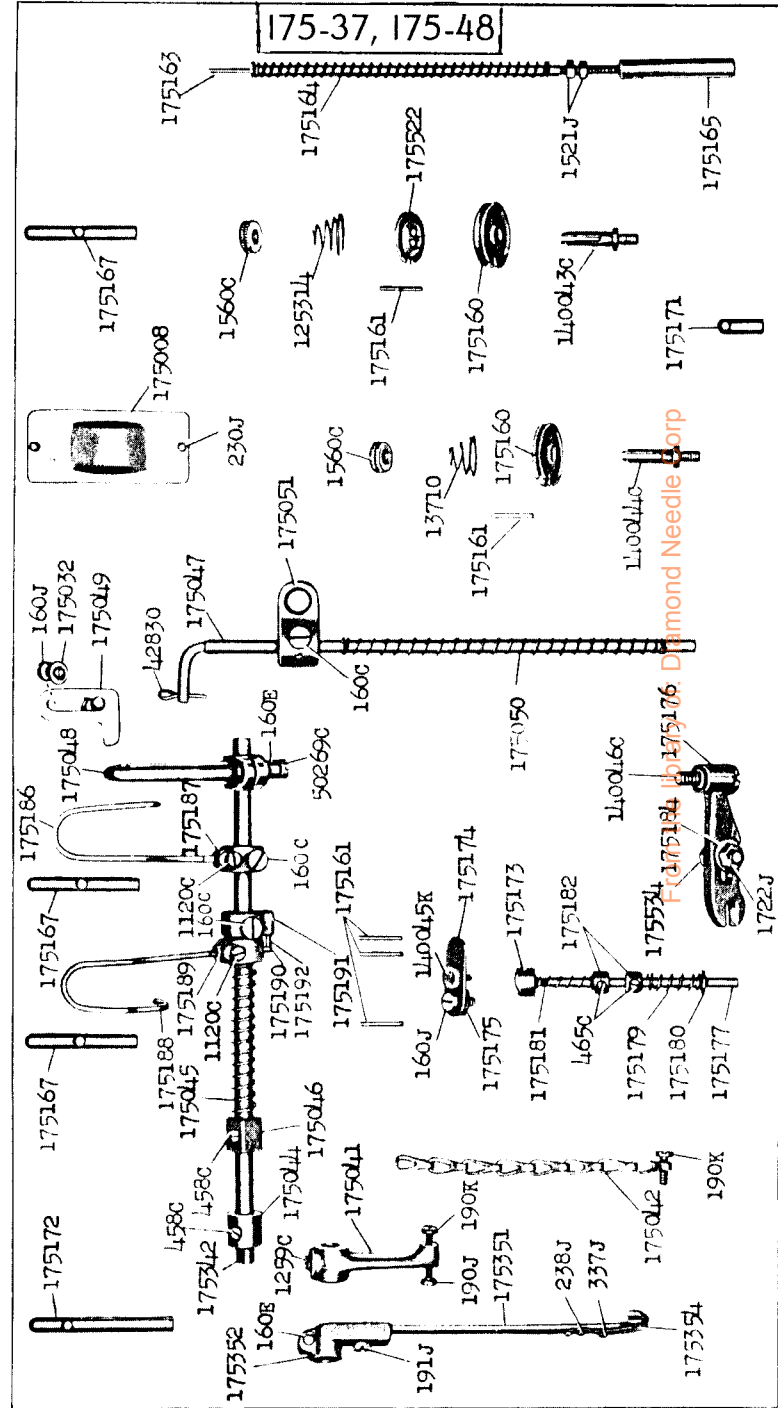
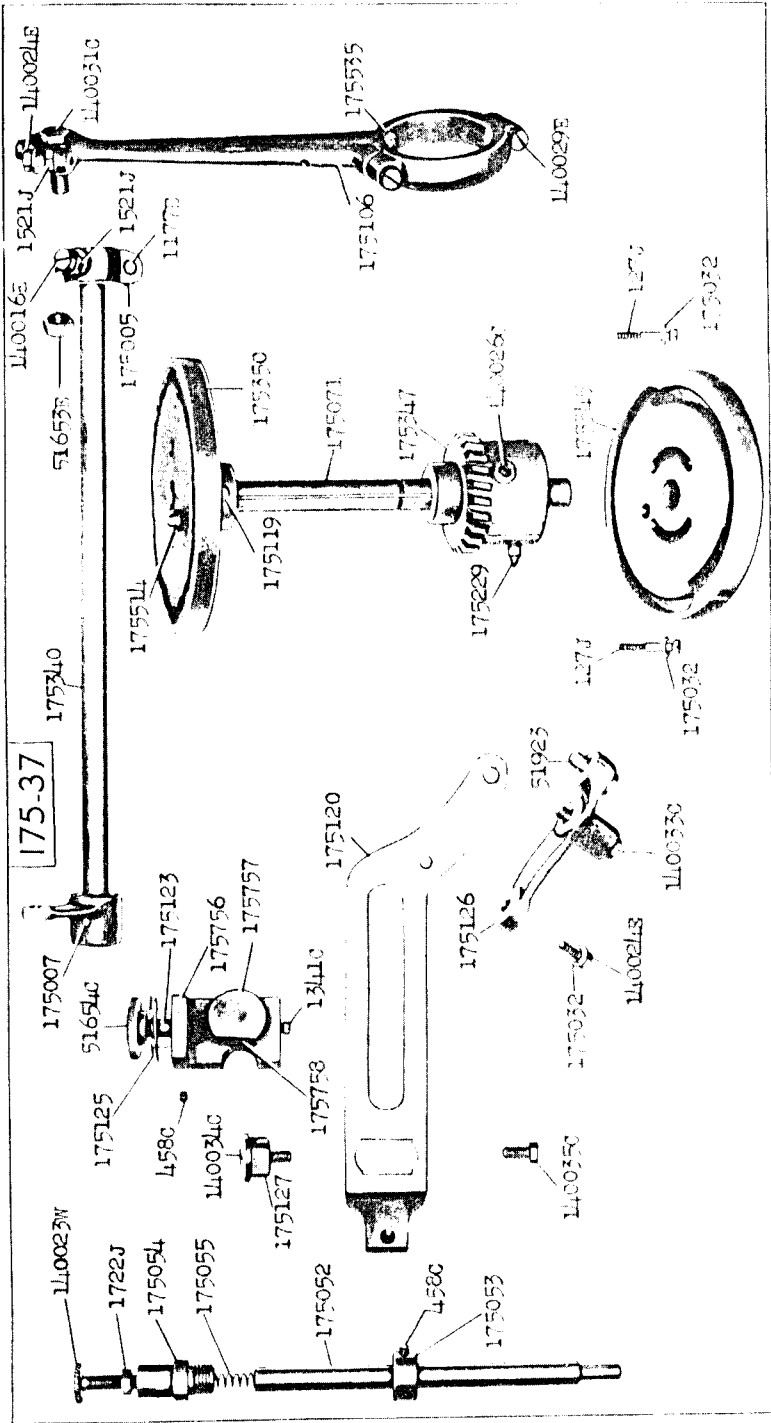
225498



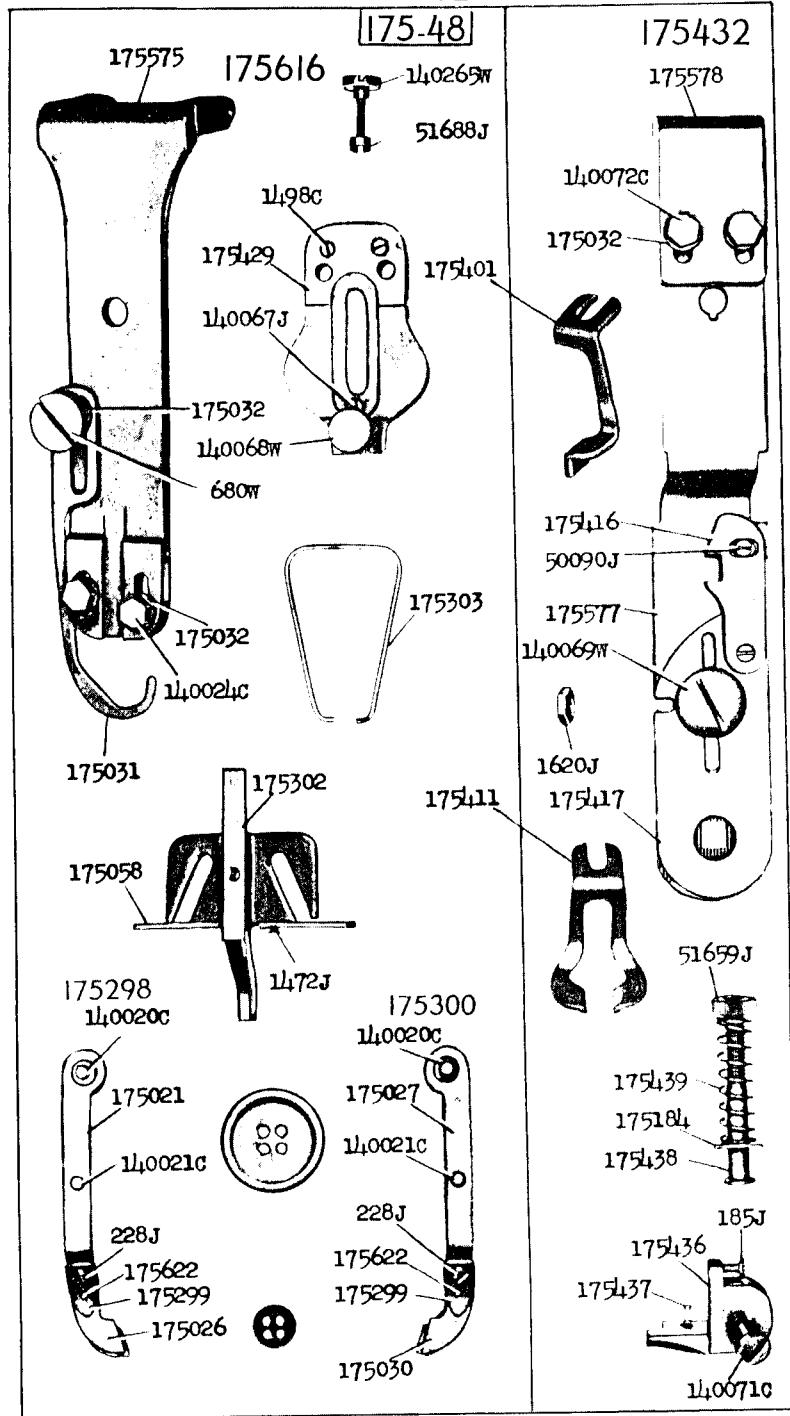
41401

225554

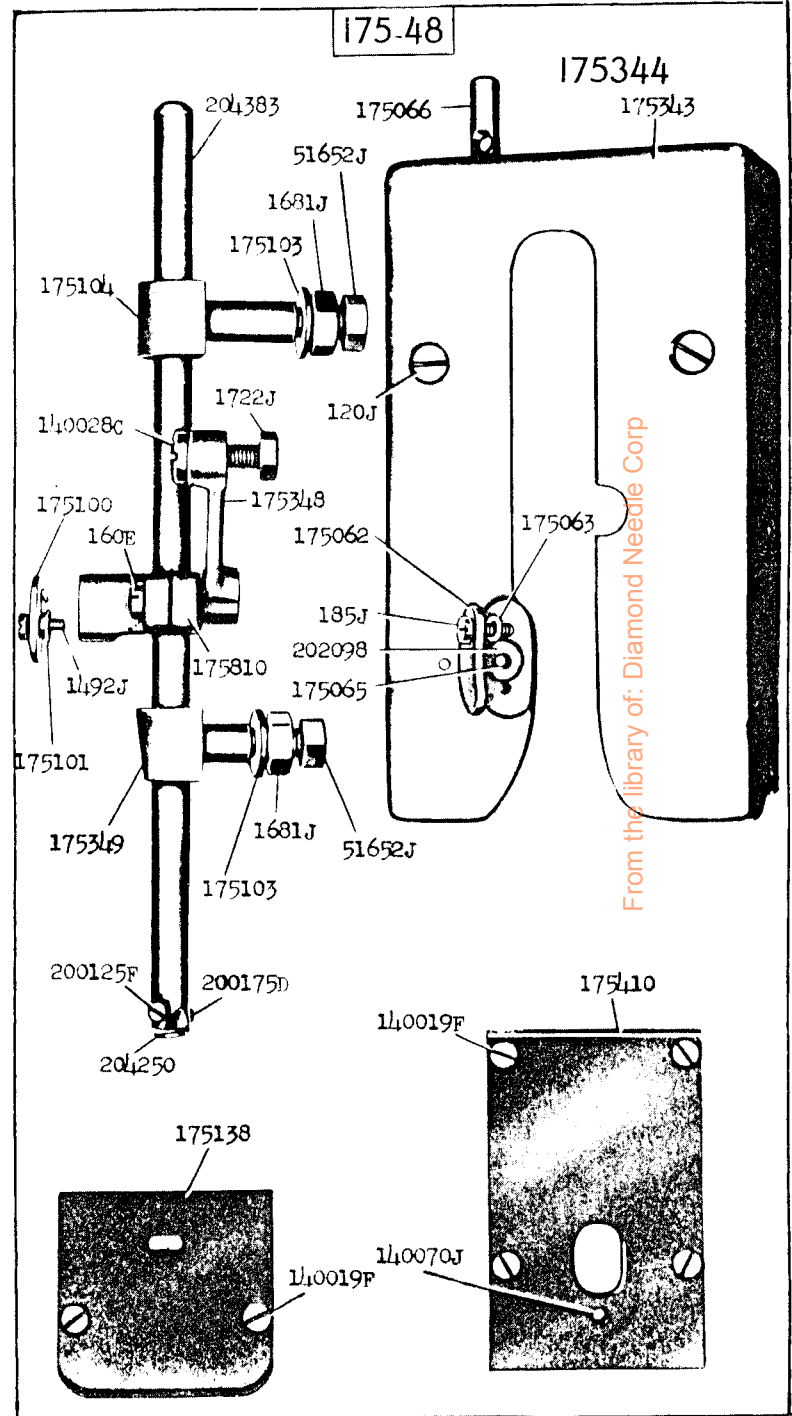




22881 - 1/2

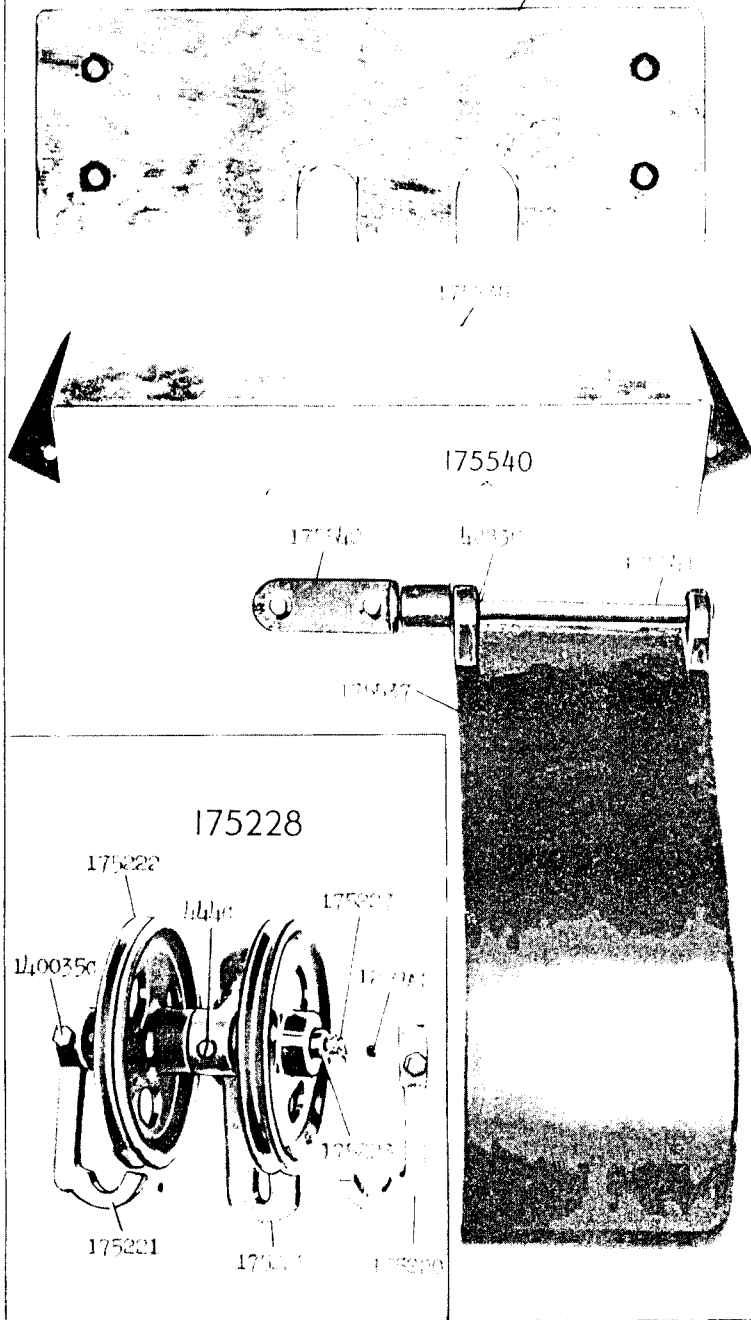


22882 - 1/2



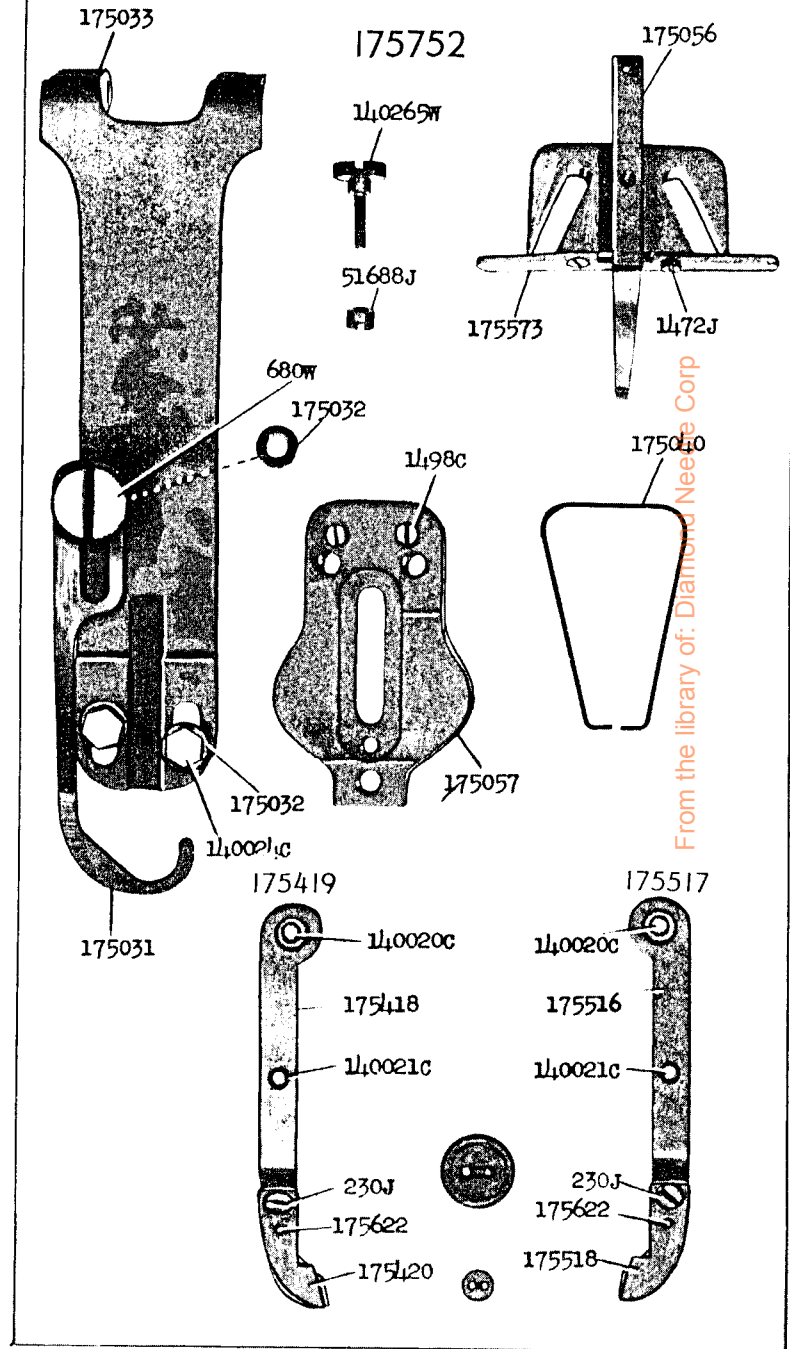
22885 - 1/3

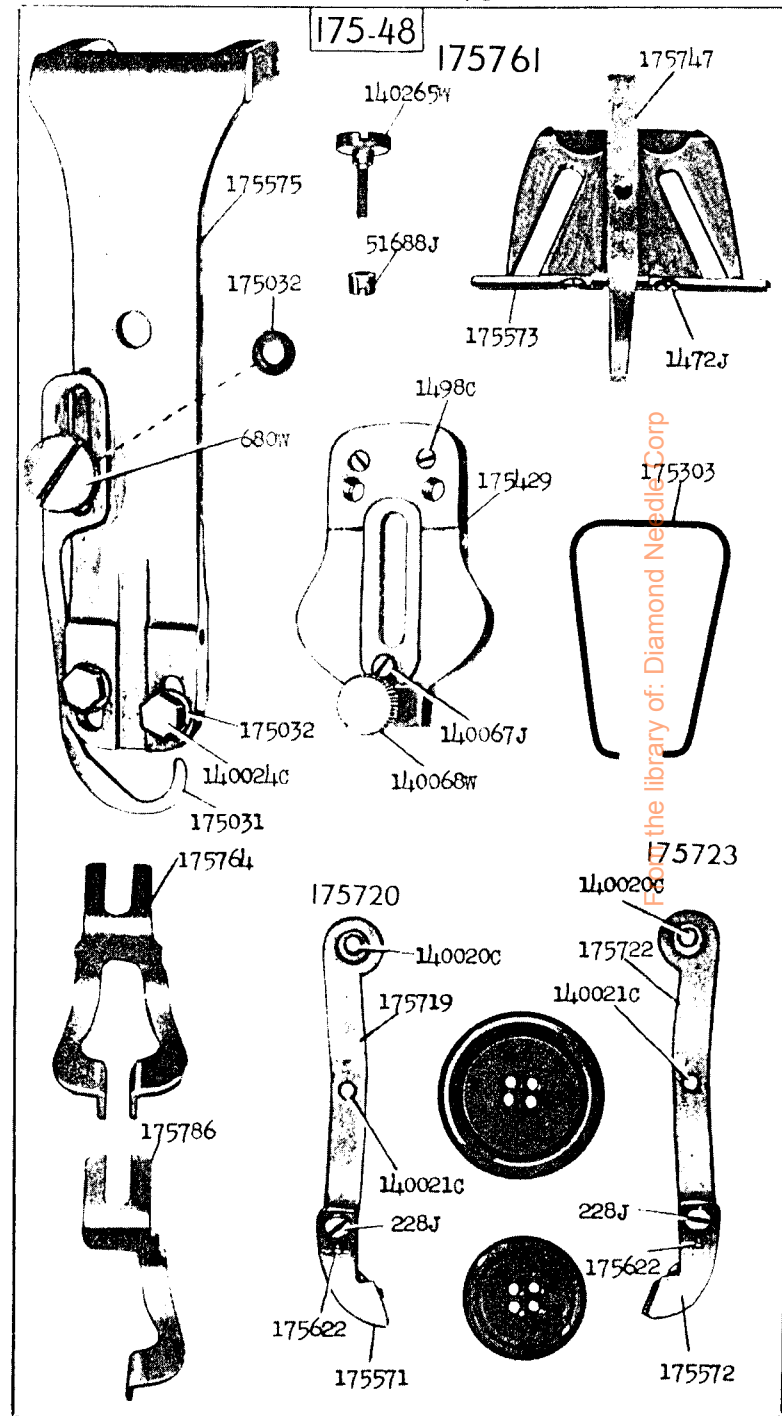
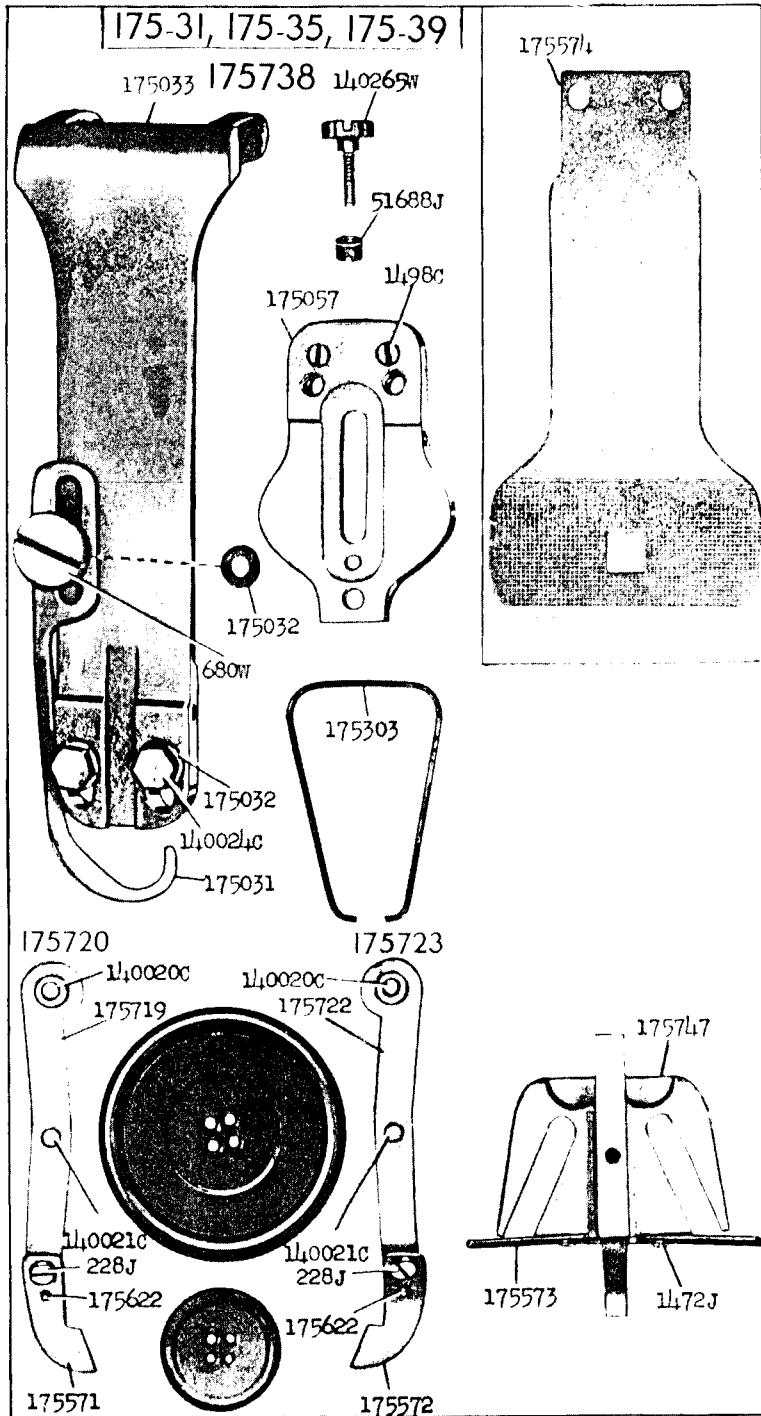
175544



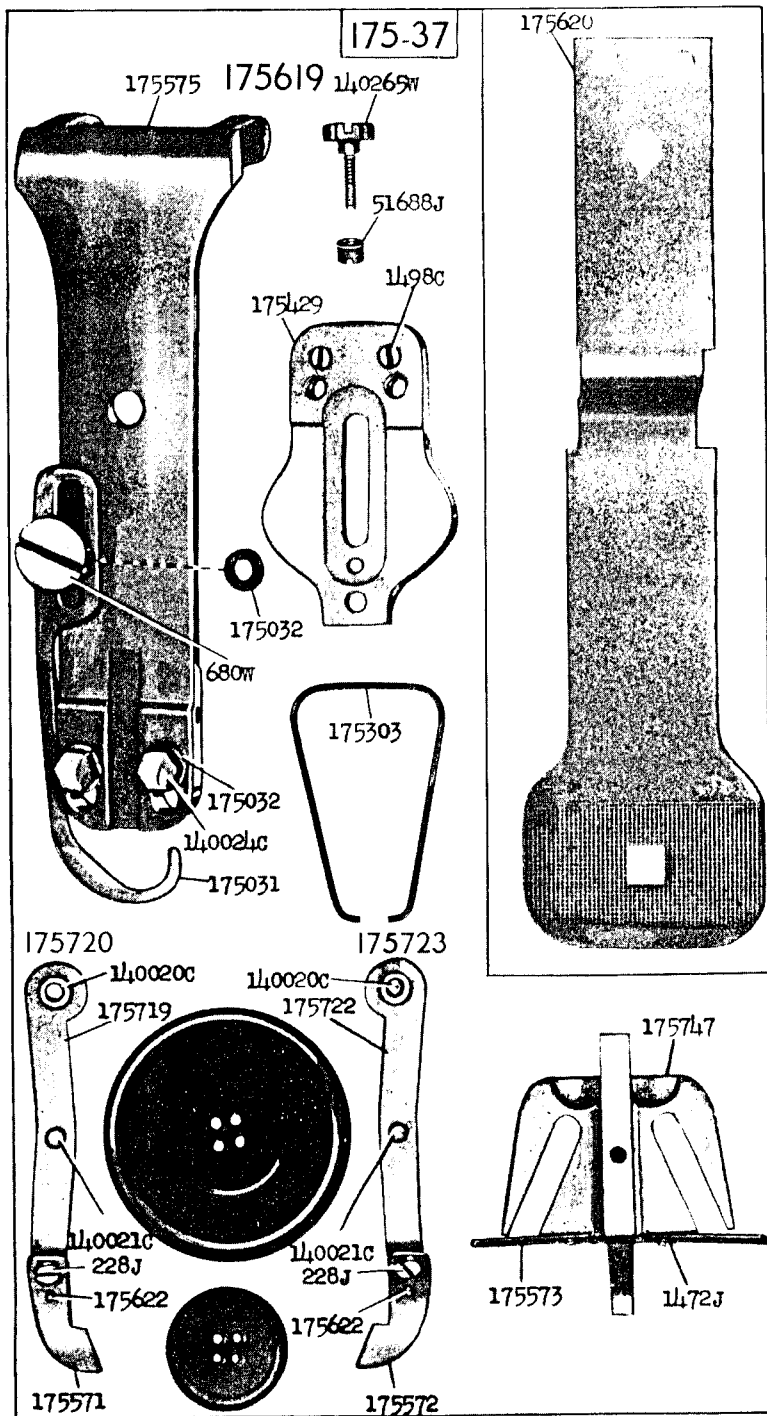
22886 - 2/3

175-31

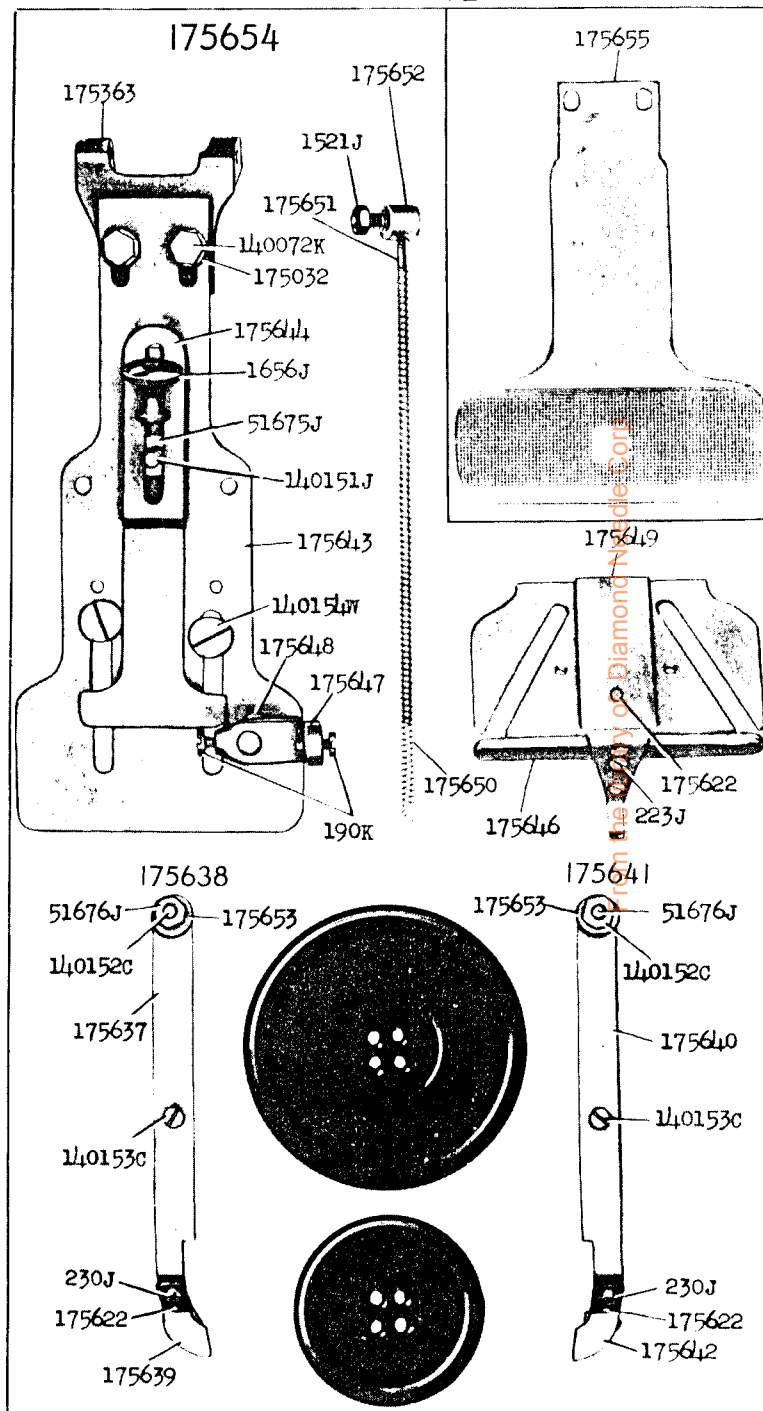


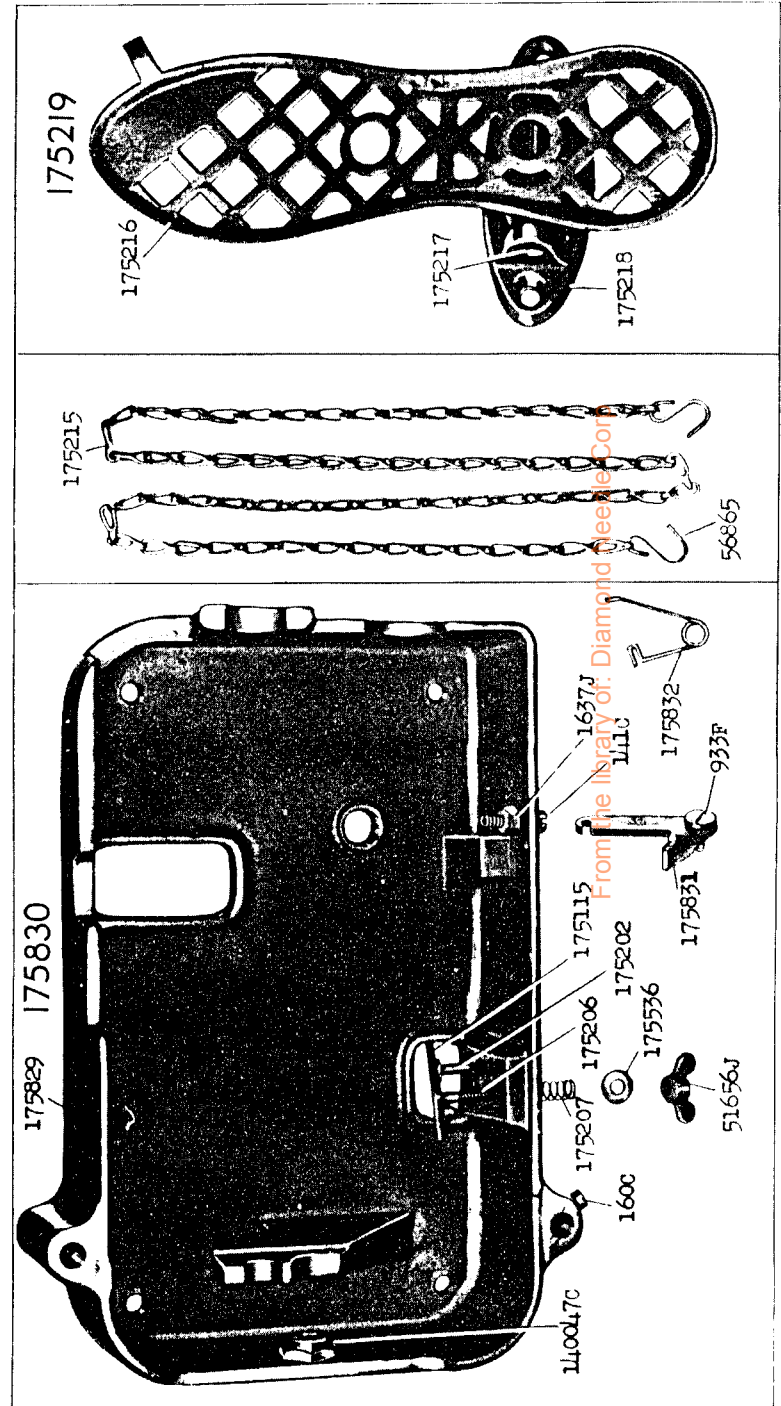
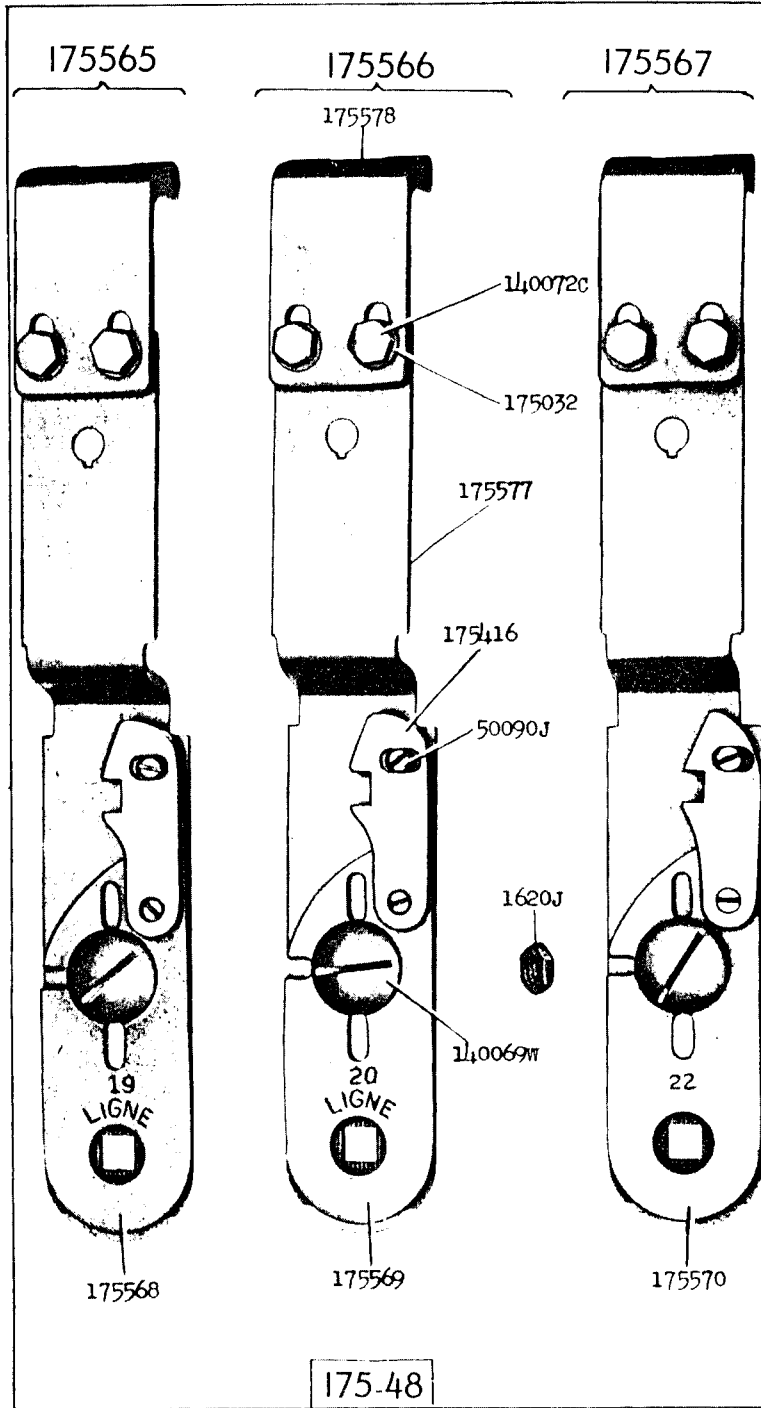


22889 - 2/3



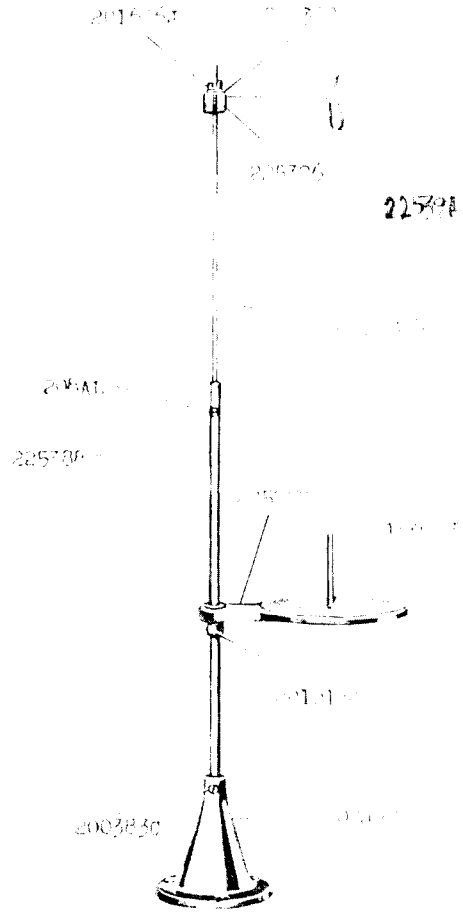
22890 - 1/2





22893 - 1/6

225260



27779



267260

